



**CLAIMS TO BE DISALLOWED AND EXPUNGED**

Name and Address of Claimant	Claim #	Debtor	Claim Amount and Priority (1)	Grounds For Objection	Objection Page Reference
IRA FBO MARIAN S MORELLI PERSHING LLC AS CUSTODIAN 286 BETH LANE UNIT 5 WATERBURY, CT 06705	28045	Motors Liquidation Company	\$0.00 (S)	Insufficient Documentation	Pgs. 1-5
			\$0.00 (A)		
			\$0.00 (P)		
			\$7,067.84 (U)		
			\$7,067.84 (T)		
ISHMAEL, HARRIET M. 7606 MOUNT WHITNEY ST HUBER HEIGHTS, OH 45424	2432	Motors Liquidation Company	\$0.00 (S)	Insufficient Documentation	Pgs. 1-5
			\$0.00 (A)		
			\$0.00 (P)		
			\$1,200.00 (U)		
			\$1,200.00 (T)		
JACK L THOMAS 2705 LINCOYA CIR SE DECATUR, AL 35603	2064	Motors Liquidation Company	\$0.00 (S)	Insufficient Documentation	Pgs. 1-5
			\$0.00 (A)		
			\$1,000,000.00 (P)		
			\$0.00 (U)		
			\$1,000,000.00 (T)		
JACK W WENDELL AND FREDA PETERSON 13013 N PANORAMA DR #117 FOUNTAIN HILLS, AZ 85268	17917	Motors Liquidation Company	\$0.00 (S)	Insufficient Documentation	Pgs. 1-5
			\$0.00 (A)		
			\$0.00 (P)		
			\$37,500.00 (U)		
			\$37,500.00 (T)		
JOHN HALE 14200 ROYAL HARBOUR CT UNIT 405 FT MYERS, FL 33908	33021	Motors Liquidation Company	\$0.00 (S)	Insufficient Documentation	Pgs. 1-5
			\$0.00 (A)		
			\$0.00 (P)		
			\$28,000.00 (U)		
			\$28,000.00 (T)		
JOSEPH P RYKACZEWSKI 242 ABERDEEN AVE DAYTON, OH 45419	61768	Motors Liquidation Company	\$0.00 (S)	Insufficient Documentation	Pgs. 1-5
			\$0.00 (A)		
			\$0.00 (P)		
			\$1,015,000.00 (U)		
			\$1,015,000.00 (T)		

(1) In the "Claim Amount and Priority" column, (S) = secured claim, (A) = administrative expense claim, (P) = priority claim, (U) = unsecured claim and (T) = total claim. The amounts listed are taken directly from the proofs of claim, and thus replicate any mathematical errors on the proofs of claim. Where the claim amount is zero, unliquidated, unidentified, or otherwise cannot be determined, the amount listed is "0.00".

(2) Claims on the exhibit are sorted in alphabetical order based on the creditor name as listed on proof of claim form.



**Financial Corp.**  
 Member FINRA, SIPC

**Individual Retirement**  
*Account Statement*

Account Number: 14V-027711  
 Statement Period: 07/01/2008 - 07/31/2008

**Valuation at a Glance**

	This Period
Beginning Account Value	\$131,749.58
Dividends/Interest	628.15
Fees	-139.87
Change in Account Value	-200.14
Ending Account Value	\$132,037.72
Estimated Annual Income	\$1,819.94

IRA FBO MARIAN S MORELLI  
 PERSHING LLC AS CUSTODIAN  
 100 ROSEANNA ROAD  
 PLANTSVILLE CT 06479-1231

Your Financial Advisor Is:  
 LEON VACCARELLI  
 (203) 755-7676

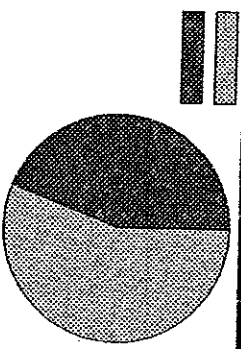
**Asset Allocation**

Cash and Cash Equivalents


Equities

Account Total (Pie Chart)

Value	Percent
74,216.81	56%
57,820.91	44%
<b>\$132,037.72</b>	<b>100%</b>



Asset Allocation percentages are rounded to the nearest whole percentage.  
 Pie Chart allocation excludes all asset classes which net to a liability.



DATA RATED  
 FOR COMMUNICATION

B0004669CSF802D5

PAR-02-ROLL

Clearing Through Pershing LLC, a subsidiary of The Bank of New York Mellon Corporation  
 Member FINRA, NYSE, SIPC



# Customer Service Information

## Your Financial Advisor is: LWJ

LEON VACCARELLI  
231 BANK ST STE A  
WATERBURY CT 06702-2213

Contact Information  
Telephone Number: (203) 755-7676  
Fax Number: (203) 755-5980

Prior Year-End Fair Market Value: \$133,059.63 will be furnished to the Internal Revenue Service.

Date of Birth: 07/29/1949

Note: Please verify the accuracy of your personal information. If incorrect, notify your financial organization. (if applicable).

# Portfolio Holdings

Quantity	Description	Opening Balance	Closing Balance	Accrued Income	Income This Year	30-day Yield
<b>Cash and Cash Equivalents 56.00% of Portfolio</b>						
Cash Balance		353.64	0.00			
Money Market						
74,216.810	PERSHING GOVERNMENT ACCOUNT	73,374.89	74,216.81	0.00	773.45	1.33%
Total Money Market		\$73,374.89	\$74,216.81	\$0.00	\$773.45	
Total Cash and Cash Equivalents		\$73,728.53	\$74,216.81	\$0.00	\$773.45	

Quantity	Description	Market Price	Market Value	Estimated Annual Income	Estimated Yield
<b>Equities 44.00% of Portfolio</b>					
<b>Preferred Stocks (listed by expiration date)</b>					
356,000	GENERAL MTRS CORP PFD 7.5% CALLABLE 6/30/09 MTY 7/01/44 Dividend Option: Cash Security Identifier: GMS	11.9800	4,229.28	667.50	15.78%
293,000	TENNESSEE VALLEY AUTH PUTABLE AUTOMATIC RT RESET SEC PARRS 1999 SER A 6.5% Dividend Option: Cash Security Identifier: TVE	25.9100	7,591.63	378.99	4.99%
Total Preferred Stocks			\$11,820.91	\$1,046.49	



# Individual Retirement Account Statement

Account Number: 14V-027711  
 Statement Period: 01/01/2009 - 01/31/2009

## Valuation at a Glance

	This Period
Beginning Account Value	\$133,549.43
Cash Deposits	353.64
Dividends/Interest	549.26
Fees	-141.78
Change in Account Value	-3,113.71
Ending Account Value	\$131,196.84
Estimated Annual Income	\$1,729.37

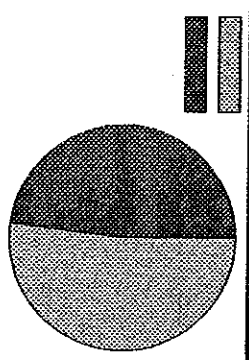
IRA FBO MARIAN S MORELLI  
 PERSHING LLC AS CUSTODIAN  
 286 BETH LANE  
 UNIT 5  
 WATERBURY CT 06705-2548

Your Financial Advisor Is:  
 LEON VACCARELLI  
 (203) 755-7676


## Asset Allocation

Asset Class	This Period	% Allocation
Cash, Money Funds, and FDIC Deposits <sup>1</sup>	68,525.04	52%
Equities	62,671.80	48%
<b>Account Total (Pie Chart)</b>	<b>\$131,196.84</b>	<b>100%</b>

<sup>1</sup> Includes FDIC insured bank deposits. FDIC insured bank deposits are not securities, are not held by Pershing LLC, and are not covered by the Securities Investor Protection Corporation. These bank deposits are covered by the Federal Deposit Insurance Corporation.



Asset Allocation percentages are rounded to the nearest whole percentage.  
 Pie Chart allocation excludes all asset classes which net to a liability.



DATA BAR RATED  
 FOR COMMUNICATION

B0007182CSF802D5  
 PAR-02-FOLL

Clearing Through Pershing LLC, a subsidiary of The Bank of New York Mellon Corporation  
 Member FINRA, NYSE, SIPC



# Customer Service Information

Your Financial Advisor Is: LMW

Contact Information

LEON VACCARELLI  
231 BANK ST STE A  
WATERBURY  
CT 06702-2213

Telephone Number: (203) 755-7676  
Fax Number: (203) 755-5980

Prior Year-End Fair Market Value: \$133,549.43 will be furnished to the Internal Revenue Service.

Date of Birth: 07/29/1949

Note: Please verify the accuracy of your personal information. If incorrect, notify your financial organization. (If applicable).

# Portfolio Holdings

Quantity	Description	Opening Balance	Closing Balance	Accrued Income	Income This Year	30-day Yield
<b>Cash, Money Funds, and FDIC Deposits 52.00% of Portfolio</b>						
<b>Money Market</b>						
	<b>PERSHING GOVERNMENT ACCOUNT</b>	0.00	0.00	0.00	0.00	0.20%
Total Money Market		\$0.00	\$0.00	\$0.00	\$0.00	
<b>FDIC Insured Bank Deposits</b>						
68,525.040	RESERVE INSURED DEPOSITS	67,763.92	68,525.04	1.59	2.88	N/A
Total FDIC Insured Bank Deposits		\$67,763.92	\$68,525.04	\$1.59	\$2.88	
<b>Total Cash, Money Funds, and FDIC Deposits</b>		<b>\$67,763.92</b>	<b>\$68,525.04</b>	<b>\$1.59</b>	<b>\$2.88</b>	

Quantity	Description	Market Price	Market Value	Estimated Annual Income	Estimated Yield
<b>Equities 48.00% of Portfolio</b>					
<b>Common Stocks</b>					
1,000,000	ALCOA INC COM Dividend Option: Cash Security Identifier: AA	7.7900	7,790.00	680.00	8.72%
<b>Total Common Stocks</b>					
			\$7,790.00	\$680.00	
<b>Preferred Stocks (Listed by expiration date)</b>					
356,000	GENERAL MTRS CORP PFD 7.5% CALLABLE 6/30/09 MTY 7/01/44 Dividend Option: Cash Security Identifier: CMS	3.5500	1,263.00	667.50	52.81%
293,000	TENNESSEE VALLEY AUTH PUTABLE AUTOMATIC RT RESET SEC PARRS 1999 SER A VARIABLE RATE Dividend Option: Cash	26.0000	7,618.00	378.99	4.97%



**Financial Corp.**  
 Member FINRA/SIPC

# Individual Retirement Account Statement

Statement Period: 11/01/2010 - 11/30/2010

## Transactions in Date Sequence

Process/ Settlement Date	Trade/ Transaction Date	Activity Type	Description	Quantity	Price	Accrued Interest	Amount	CTY
11/01/10		BOND INTEREST RECEIVED TVE	293 SHRS TENNESSEE VALLEY AUTH PUTABLE AUTOMATIC RATE RESET VARIABLE RATE RD 10/29 PD 11/01/10				82.41	USD
11/02/10		FDIC INSURED BANK DEPOSIT USD999997	LIQUID INS DEPOSITS				-82.41	USD
11/10/10		MANAGEMENT FEE PAID USD999997	QAS MANAGEMENT FEE				-144.60	USD
11/12/10		FDIC INSURED BANK WITHDRAWAL USD999997	LIQUID INS DEPOSITS				144.60	USD
11/17/10	11/16/10	FDIC INSURED BANK DEPOSITS INTEREST REINVESTED 761991108	LIQUID INS DEPOSITS INTEREST REINVESTED				-3.94	USD
11/17/10	11/16/10	FDIC INSURED BANK DEPOSITS INTEREST RECEIVED 761991108	LIQUID INS DEPOSITS INTEREST CREDITED				3.94	USD
11/24/10		PAPER SURCHARGE - STATEMENTS USD999997	Statement Paper Surcharge IBD 34F SEPT 2010 STMT FEE				-0.95	USD
11/24/10		PAPER SURCHARGE - STATEMENTS USD999997	Statement Paper Surcharge IBD 34F OCT 2010 STMT FEE				-0.95	USD
11/26/10	11/24/10	YOUR ASSET TRANSFERRED USD999997	TO A/C 5DQ-355551 INFINEX INVESTMENTS				-86,029.86	USD
11/26/10	11/24/10	YOUR ASSET TRANSFERRED USD999997	TO A/C 5DQ-355551 INFINEX INVESTMENTS				1.90	USD
11/26/10	11/24/10	YOUR ASSET TRANSFERRED 125995571	CNL LIFESTYLE PROPERTIES INC F/K/A CNL INCOME TO A/C 5DQ-355551 INFINEX INVESTMENTS				0.00	USD
11/26/10	11/24/10	YOUR ASSET TRANSFERRED 22003A959	CORPORATE PPTY ASSOCS 16 GLOBAL INC COM TO A/C 5DQ-355551 INFINEX INVESTMENTS				0.00	USD
11/26/10	11/24/10	YOUR ASSET TRANSFERRED 370442121	GENERAL MTRS: CORP PFD 7.5% CALLABLE 6/30/09 MATY 7/01/44 TO A/C 5DQ-355551 INFINEX INVESTMENTS				0.00	USD
11/26/10	11/24/10	YOUR ASSET TRANSFERRED TVE	TENNESSEE VALLEY AUTH PUTABLE AUTOMATIC RATE RESET TO A/C 5DQ-355551 INFINEX INVESTMENTS				0.00	USD

**Individual Retirement  
 Account Statement**


IRA FBO MARIAN MORELLI  
 PERSHING LLC AS CUSTODIAN  
 286 BETH LN APT 5  
 WATERBURY CT 06705 - 2548

Your Account Executive:  
 DAVID W ROGERS  
 (203) 206-9570

Account Number: ~~XXXXXX~~ 51  
 Statement Period: 01/01/2011 - 01/31/2011

	This Period
Beginning Account Value	\$139,802.11
Cash Deposits	380.88
Cash Withdrawals	-86,000.00
Dividends/Interest	3.61
Change in Account Value	-141.11
Ending Account Value	\$54,045.49
Estimated Annual Income	\$333.23

Asset Allocation	Last Period	This Period	% Allocation
Cash, Money Funds, and FDIC Deposits <sup>1</sup>	86,409.84	794.33	1%
Equities	10,152.27	10,011.16	19%
Alternative Investments	43,240.00	43,240.00	80%
<b>Account Total (Pie Chart)</b>	<b>\$139,802.11</b>	<b>\$54,045.49</b>	<b>100%</b>



Asset Allocation percentages are rounded to the nearest whole percentage.  
 Pie Chart allocation excludes all asset classes which net to a liability.

<sup>1</sup> Includes FDIC insured bank deposits. FDIC insured bank deposits are not securities, are not held by Pershing LLC, and are not covered by the Securities Investor Protection Corporation. These bank deposits are covered by the Federal Deposit Insurance Corporation, up to allowable limits.

## Customer Service Information

Your Account Executive: DWR

Contact Information

DAVID W ROGERS  
INFINEX INVESTMENTS INC  
LOCATED AT NAUGATUCK SAVINGS  
87 CHURCH ST  
NAUGATUCK CT 06770-4111

Telephone Number: (203) 206-9570  
Fax Number: (203) 272-4042

Prior Year-End Fair Market Value: \$139,802.11 will be furnished to the Internal Revenue Service.

Account Default Disposition Method: FIRST IN FIRST OUT  
Mutual Fund Default Disposition Method: FIRST IN FIRST OUT

## Portfolio Holdings

Quantity	Description	Opening Balance	Closing Balance	Accrued Income	Income This Year	30-day Yield
<b>Cash, Money Funds, and FDIC Deposits 1.00% of Portfolio</b>						
794.330	FDIC Insured Bank Deposits	86,409.84	794.33	0.08	3.61	N/A
	LIQUID INSURED DEPOSITS	\$86,409.84	\$794.33	\$0.08	\$3.61	
	Total FDIC Insured Bank Deposits	\$86,409.84	\$794.33	\$0.08	\$3.61	
	<b>Total Cash, Money Funds, and FDIC Deposits</b>					

Quantity	Description	Market Price	Market Value	Estimated Annual Income	Estimated Yield
<b>Equities 19.00% of Portfolio</b>					
<b>Preferred Stocks (listed by expiration date)</b>					
356.000	GENERAL MTRS CORP SR NT Dividend Option: Cash Security Identifier: 370442121	7.7100	2,744.76		
293.000	TENNESSEE VALLEY AUTH PUTABLE AUTOMATIC RATE RESET VARIABLE RATE Dividend Option: Cash Security Identifier: TVE	24.8000	7,266.40	329.62	4.53%
	<b>Total Preferred Stocks</b>		\$10,011.16	\$329.62	
	<b>Total Equities</b>		\$10,011.16	\$329.62	

Quantity	Description	Market Price	Estimated Value
<b>Alternative Investments 80.00% of Portfolio</b>			
2,300.000	CNL LIFESTYLE PROPERTIES INC F/K/A CNL INCOME PROPERTIES INC	10.0000	23,000.00



InfineX Investments, Inc.  
538 Preston Avenue  
Meriden, CT 06450  
(203) 599-6000 (203) 599-6001

## Individual Retirement Account Statement

Statement Period: 01/01/2011 - 01/31/2011

### Portfolio Holdings (continued)

Quantity	Description	Market Price	Estimated Value
<b>Alternative Investments (continued)</b>			
	<i>Valuation Date: 01/25/11 Valuation Code: B, L, C</i>		
	<i>Security Identifier: 125995571</i>		
2,500,000	CORPORATE PPTY ASSOCS 16 GLOBAL INC COM	8.8000	20,240.00
	<i>Valuation Date: 01/25/11 Valuation Code: A, F, C</i>		
	<i>Security Identifier: 22003A959</i>		
<b>Total Alternative Investments</b>			<b>\$43,240.00</b>

#### Valuation Codes:

- A = This is an estimate of the investors' interest in the net assets of the program.
- B = This is an estimate of the value of the security.
- C = The source of this information is the management of the program.
- F = The method of valuation is based on an independent third party appraisal.
- L = The method of valuation is based on the price of program interests in an initial offering that closed no more than twelve months prior to the valuation date.

Description	Market Value	Accrued Interest	Estimated Annual Income
<b>Total Portfolio Holdings</b>	<b>\$54,045.49</b>	<b>\$0.00</b>	<b>\$333.23</b>

The estimated values, where indicated of Alternative Investments, including limited partnerships, real estate investment trusts (REITs), direct participation programs (DPPs), hedge funds, fund of funds, private equity, real estate and managed future have been provided by the management of the Alternative Investment, generally through an intermediary. The values are not guaranteed, provided for informational purposes only and are intended to reflect an estimate of the interest in the Alternative Investment represented by the units or shares described above. Alternative Investment securities are generally illiquid, and the value may not be realized when you seek to liquidate the security. Please note the estimated values for Alternative Investments, which are provided by the management of the Alternative Investment, may not reflect recent activity or current values and do not reflect an independent evaluation of the Alternative Investment.

Where no value is indicated, please note that:

- Alternative Investment securities are generally illiquid
- The value of the security may be different from its purchase price
- Accurate valuation information is not available

#### Disclosures and Other Information

**Pricing** - Securities prices may vary from actual liquidation value. Prices shown should only be used as a general guide to portfolio value. Prices are received from various pricing services. However, pricing services are sometimes unable to provide timely information. Where pricing sources are not readily available, particularly on certain debt securities, estimated prices may be generated by a matrix system taking

